


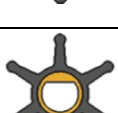
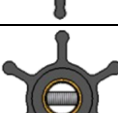
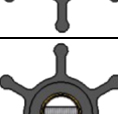
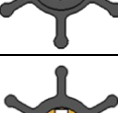

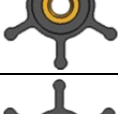
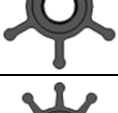
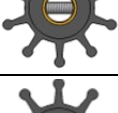
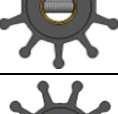
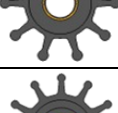
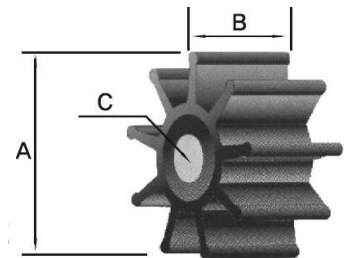


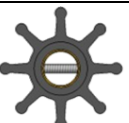



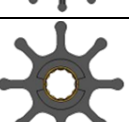
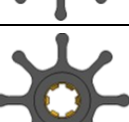
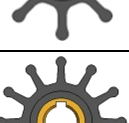
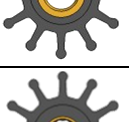
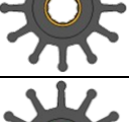
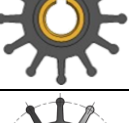
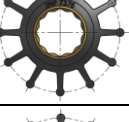
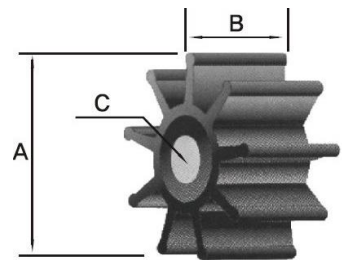




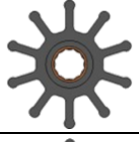
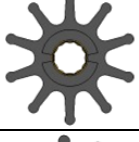

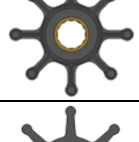
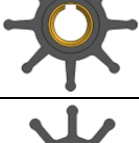
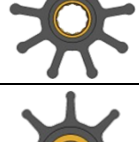
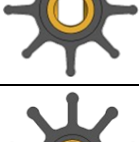
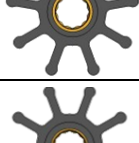


Impeller	JMP part no.	Dimensions in mm.			Blades	Insert Type	Jabsco Part no.	Johnson Part no.	Sherwood Part no.	Remarks / further references
		Ø A	B	Ø C						
	6000-01	32	12	8	6	Single Flat	1414 -0001 21414-0001			
	7000-01	39.7	19.2	11.9	6	Pin	22405-0001	09-808B		Volvo 875583, 3586496, 21951342 Westerbeke 32630, 46622
	7001-01	39.7	19.2	9.5	6	Pin	4528-0001	09-806B	09979	Volvo 803729, 875807, 833550, 87580-0, 876554-7,3586494 Yanmar 104211-42070 104211-42071
	7013-01	39.7	19.2	11.1	6	Single Flat			08000K	Kohler 359978 ONAN 132-0415
	7050-01	51	22	11.9	6	Pin	653-0001	09-810B-1 09-810B-9		Vetus STM8061 Yanmar 128397-42500 128377-42500
	7051-01	51	22	12.7	6	Pin	673-0001 673-0003	09-1026B		Volvo 804696, 897055, 875808, 3586497, 3593659, 22222936
	7052-01	51	22	12.7	6	Key	22799-0001			Yanmar 124223-42091, 128296-42070, 124223-42092
	7053-01	51	22	8	6	Single Flat	6303-0001 7273-0001	09-824P		Yanmar 14242-050 Oberdorfer 6617
	7054-01	51	22	12.7	6	Single Flat				Oberdorfer 6593
	7070-01	51	22	11.9	10	Pin	18653-0001			
	7071-01	51	22	12.7	10	Pin	18673-0001			Northern Lights 25-12009
	7072-01	51	22	12.7	10	Single Flat				
	7100-01	57	31.5	15.9	12	Spline	1210-0001 1210-0003	09-1027B		Volvo 875811, 21951346, 825940 Yanmar 129470-42530, 129670-42530

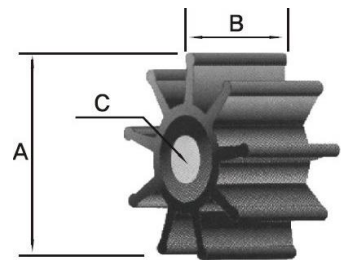






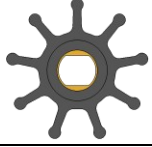









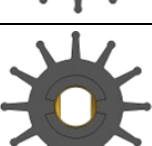

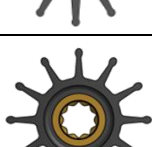

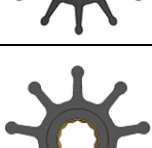

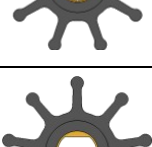

Impeller	JMP part no.	Dimensions in mm.			Blades	Insert Type	Jabsco Part no.	Johnson Part no.	Sherwood Part no.	Various reference numbers
		Ø A	B	Ø C						
	7110-01	57	20	12.7	12	Key			10077K	Westerbeke 33100, 33112, 11764
	7136-01	57	48.2	16	12	Spline	13554-0001	09-812B		Volvo 3588914, 21213664, 3593660, 21951352
	7151-01	57.5	31.2	16	8	Pin				Nikkiso FP-15
	7162-01	62.5	22.2	16	12	Key				
	7172-01	62.5	22.4	15.9	12	Key			09000K	Westerbeke 302875 Kohler 22986
	7192-01	62.5	32	15.9	12	Key	18838-0001	09-701B-1	09959K	Volvo 835512, 3854286 Westerbeke 33104, 11907
	7200-01	65	37	15.9	8	Spline	11979-0001			Yanmar 122610-42021
	7205-01	65	45	16	8	Hexa Spline				Nikkiso FP-20
	7300-01	65	41.5	15.9	12	Key	18948-0001	09-702B-1	10615K	Volvo 835874 Oberdorfer 8922 Perkins 900012
	7306-01	65	41.5	16	12	Spline				Seasall U125 Kashiyama SP-60
	7352-01	65	51	15.9	12	Key	18327-0001		15000K	Cummins 3916720 Mercuriser 47-853126
	7356-01	65.3	50.4	16	12	Spline				
	7376-01	65.8	80	25	12	Spline		09-821B		

Impeller Guide and Reference List



Impeller	JMP part no.	Dimensions in mm.			Blades	Insert Type	Jabsco Part no.	Johnson Part no.	Sherwood Part no.	Various reference numbers
		Ø A	B	Ø C						
	7400-01	65	50	16	8	Spline	920-0001	09-1028B 09-1028B-1 09-1028BT-1	18200K	Volvo 875593, 877061, 801277, 21951356, 825941, 3841697 Yanmar 123325-42020, 127610-42200, 120650-42310
	7405-01	65	50	16	8	Hexa Spline				
	7420-01	65	68	15.8	10	Spline	31130-0061			Kashiyama SP-130 Yanmar 119593-42200
	7426-01	65	50	15.8	10	Spline	17937-0001	09-1028B	18200K	Oberdorfer 7441
	7436-01	65	50	15.8	10	Spline				Yamaha MD385,386,580 D380,386, 580
	7446-01	65	76	16	8	Spline	17018-0001			Volvo 21730348, 3817587
	7500-01	79	54	20	8	Key				Doosan 60.06804-0003 Nikkiso FP-25
	7501-01	79	53.3	20	8	Spline				
	7502-01	79	54	19	8	Double Flat				
	7526-01	79	54	20	9	Spline				Seasall D150/D170 Yanmar 128620-42200
	7556-01	80	75	20	9	Spline				Seasall S220/S250 Kashiyama SP-170
	7600-01	82.4	73.4	20	12	Key	18958-0001	09-704BT-1	17000 17000K	CAT 7E0321, 1W5664 Cummins 380244, 3897337, 3916852

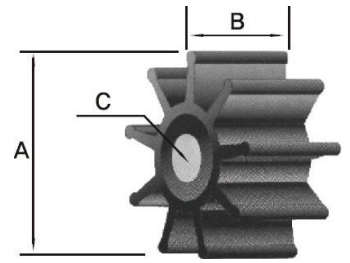


Impeller	JMP part no.	Price	Dimensions in mm.			Blades	Insert Type	Jabsco Part no.	Johnson Part no.	Sherwood Part no.	Various reference numbers
			Ø A	B	Ø C						
	7608-01		82.4	73.4	20	12	 Spline			27000 27000K	Cummins 3974456
	8000-01		95	63	25.4	9	 Spline	836-0001	09-1029B		Volvo 875660, 875736, 807904, 21730344, 804696, 825942, 897055, 875808-8 Yanmar 127881-42050
	8001-01		95	63	25	9	 Double Flat				Doosan 60.06804-0010 Cummins 146892
	8002-01		95	63	25	9	 Hexa Spline				Doosan 60.06804-0004 Kashiyama SPM-200 Nikkiso F40
	8016-01		95	43	25	9	 Spline				Kashiyama SP-150
	8100-01		95	63	25.4	12	 Spline	17935-0001	09-819B		Volvo 875660, 875736, 825942, 21730344, 877066, 807904, 21951362, 857636-1 Oberdorfer 7054
	8101-01		95	63	25	12	 Double Flat				
	8124-01		95	63	25.3	11	 Double Flat				
	8159-01		95	80	25	12	 Spline			26000K	
	8200-01		95	88.8	25.4	9	 Spline	6760-0001	09-802B		Volvo 842857, 844683, 845793 Yanmar 125613-42762 Perkins 460027
	8201-01		95	88.5	25	9	 Double Flat				Doosan 65.06804-0001

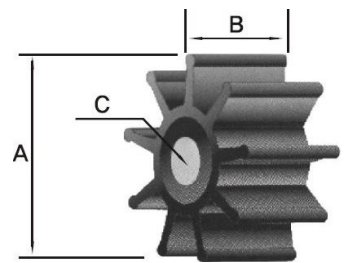









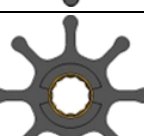


Norra Sanna 401 - 655 91 - Karlstad - Sweden
 Telefon: +46 (0)73-0505604
 info@dintra.se - www.dintra.se

Impeller Guide and Reference List



Impeller	JMP part no.	Price	Dimensions in mm.			Blades	Insert Type	Jabsco Part no.	Johnso n Part no.	Sherwood Part no.	Various reference numbers
			Ø A	B	Ø C						
	8205-01		95	88.8	25	9	Hexa Spline				
	8250-01		95	95	25	9	Spline				Kashiyama KP-300 Yanmar 148687-42830
	8300-01		95	88.8	25.4	12	Double Flat	17370-0001			Doosan 60.06804-0011 CAT 3N1888 Cummins 217308
	8301-01		95	88.8	25.4	12	Spline	17936-0001	08-814B		Volvo 842857, 844683, 845796, 875697, 21951364 Cummins 8503
	8309-01		95.8	88.5	24	12	Spline				
	8326-01		95	95	25	12	Spline	17938-0001			Volvo 3830459
	8350-01		95	101.5	23.8	12	Spline		09-705BT-1	18000K	CAT 2485561, 2820683, 1095324 Cummins 4019403, 4933743
	8359-01		95	101.5	24	12	Spline			29000K	CAT 2820683 Cummins 4933742
	8400-01		100	100	25	9	Spline				
	8406-01		100	100	25	10	Spline				Kashiyama SP-400
	8457-01		114.4	109.6	24	10	Spline			22000K	
	8459-01		114.4	109.6	24	10	Spline			30000K	



Impeller	JMP Part no.	Price	Dimensions in mm.			Blades	Insert Type	Jabsco Part no.	Johnson Part no.	Sherwood Part no.	Various reference numbers
			Ø A	B	Ø C						
	8503-01		110	75.5	25	10	Single Flat				Nikkiso FP-50
	8506-01		110	75.5	25	10	Spline				Nikkiso FP-50S
	9000-01		117	88.5	25.4	9	Double Flat	18786-0001, 18786-0001B			John Deere 23502086
	9001-01		117	88.5	25.4	9	Spline	18789-0001, 17240-0001, 17240-0001B			
	9100-01		128	101.5	36	12	Spline	31500-0001, 2999-0001			Kashiyama SP-500 Yanmar 43600-400410, 43600-400411
	9136-01		129	128	36	13	Spline				
	9202-01		128	101.5	38	6	Key				
	9206-01		128	101.5	36	6	Spline				
	9212-01		128	101.5	34	6	Key				
	9500-01		132	31.5	25.4	18	Key	15299-1000 (Cummins K38)			